


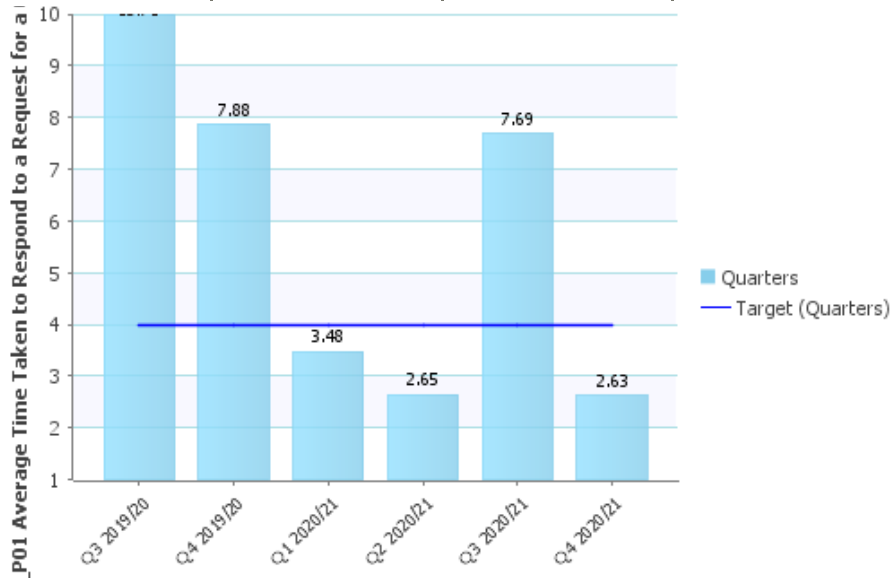





















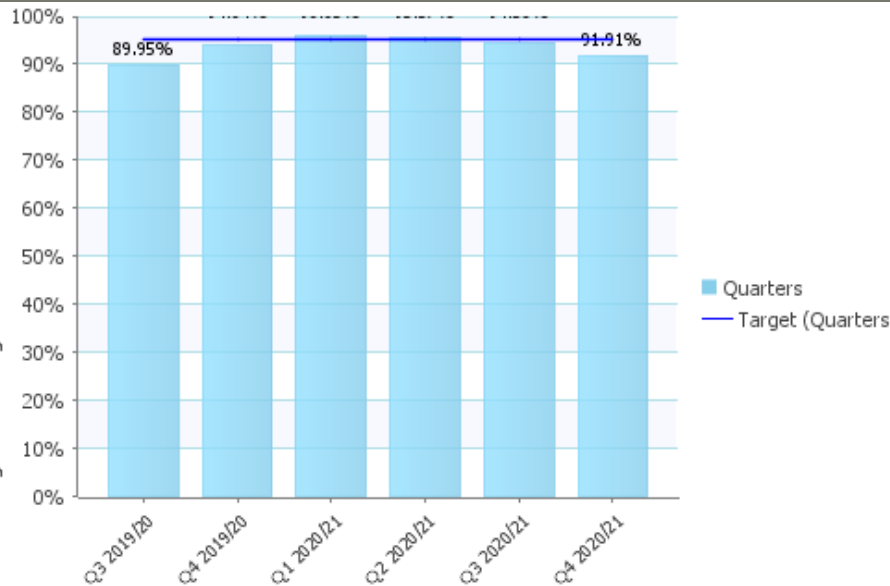




















## Building Standards - Economic Development and Regeneration PI Detailed – Q4 2020/21 -

Average Time Taken To Respond To A Request For a Completion Certificate.				<b>Status</b>																													
<b>Short Term Trend Arrow</b>		<b>Long Term Trend Arrow</b>		Gauge Format Type	Aim to Minimise																												
				<table border="1"> <thead> <tr> <th></th> <th>Value</th> <th>Target</th> <th>Status</th> </tr> </thead> <tbody> <tr> <td>Q3 2019/20</td> <td>13.71</td> <td>4</td> <td></td> </tr> <tr> <td>Q4 2019/20</td> <td>7.88</td> <td>4</td> <td></td> </tr> <tr> <td>Q1 2020/21</td> <td>3.48</td> <td>4</td> <td></td> </tr> <tr> <td>Q2 2020/21</td> <td>2.65</td> <td>4</td> <td></td> </tr> <tr> <td>Q3 2020/21</td> <td>7.69</td> <td>4</td> <td></td> </tr> <tr> <td>Q4 2020/21</td> <td>2.63</td> <td>4</td> <td></td> </tr> </tbody> </table>			Value	Target	Status	Q3 2019/20	13.71	4		Q4 2019/20	7.88	4		Q1 2020/21	3.48	4		Q2 2020/21	2.65	4		Q3 2020/21	7.69	4		Q4 2020/21	2.63	4	
	Value	Target	Status																														
Q3 2019/20	13.71	4																															
Q4 2019/20	7.88	4																															
Q1 2020/21	3.48	4																															
Q2 2020/21	2.65	4																															
Q3 2020/21	7.69	4																															
Q4 2020/21	2.63	4																															
<b>Managed By</b>	Caitriona McAuley		<b>Assigned To</b>	E&C Building Standards; E&C Protective Services; Scott McKenzie; Craig Wallace																													

% of Building Warrants issued or determined within 6 days				<b>Status</b>																													
<b>Short Term Trend Arrow</b>		<b>Long Term Trend Arrow</b>		Gauge Format Type	Aim to Maximise																												
				<table border="1"> <thead> <tr> <th></th> <th>Value</th> <th>Target</th> <th>Status</th> </tr> </thead> <tbody> <tr> <td>Q3 2019/20</td> <td>89.95%</td> <td>95%</td> <td></td> </tr> <tr> <td>Q4 2019/20</td> <td>94.04%</td> <td>95%</td> <td></td> </tr> <tr> <td>Q1 2020/21</td> <td>96.05%</td> <td>95%</td> <td></td> </tr> <tr> <td>Q2 2020/21</td> <td>95.57%</td> <td>95%</td> <td></td> </tr> <tr> <td>Q3 2020/21</td> <td>94.58%</td> <td>95%</td> <td></td> </tr> <tr> <td>Q4 2020/21</td> <td>91.91%</td> <td>95%</td> <td></td> </tr> </tbody> </table>			Value	Target	Status	Q3 2019/20	89.95%	95%		Q4 2019/20	94.04%	95%		Q1 2020/21	96.05%	95%		Q2 2020/21	95.57%	95%		Q3 2020/21	94.58%	95%		Q4 2020/21	91.91%	95%	
	Value	Target	Status																														
Q3 2019/20	89.95%	95%																															
Q4 2019/20	94.04%	95%																															
Q1 2020/21	96.05%	95%																															
Q2 2020/21	95.57%	95%																															
Q3 2020/21	94.58%	95%																															
Q4 2020/21	91.91%	95%																															
<b>Managed By</b>	Caitriona McAuley		<b>Assigned To</b>	E&C Building Standards; E&C Protective Services; Scott McKenzie; Craig Wallace																													

% of Completion Certificates issued or determined within 3 working days				<b>Status</b>																																																									
<b>Short Term Trend Arrow</b>		<b>Long Term Trend Arrow</b>		Gauge Format Type	Aim to Maximise																																																								
<table border="1"> <thead> <tr> <th>Quarters</th> <th>Value</th> <th>Target (Quarters)</th> <th>Status</th> </tr> </thead> <tbody> <tr> <td>Q3 2019/20</td> <td>88.21%</td> <td>98%</td> <td></td> </tr> <tr> <td>Q4 2019/20</td> <td>100%</td> <td>98%</td> <td></td> </tr> <tr> <td>Q1 2020/21</td> <td>96%</td> <td>98%</td> <td></td> </tr> <tr> <td>Q2 2020/21</td> <td>98.96%</td> <td>98%</td> <td></td> </tr> <tr> <td>Q3 2020/21</td> <td>97.66%</td> <td>98%</td> <td></td> </tr> <tr> <td>Q4 2020/21</td> <td>98.68%</td> <td>98%</td> <td></td> </tr> </tbody> </table>				Quarters	Value	Target (Quarters)	Status	Q3 2019/20	88.21%	98%		Q4 2019/20	100%	98%		Q1 2020/21	96%	98%		Q2 2020/21	98.96%	98%		Q3 2020/21	97.66%	98%		Q4 2020/21	98.68%	98%		<table border="1"> <thead> <tr> <th></th> <th>Value</th> <th>Target</th> <th>Status</th> </tr> </thead> <tbody> <tr> <td>Q3 2019/20</td> <td>88.21%</td> <td>98%</td> <td></td> </tr> <tr> <td>Q4 2019/20</td> <td>100%</td> <td>98%</td> <td></td> </tr> <tr> <td>Q1 2020/21</td> <td>96%</td> <td>98%</td> <td></td> </tr> <tr> <td>Q2 2020/21</td> <td>98.96%</td> <td>98%</td> <td></td> </tr> <tr> <td>Q3 2020/21</td> <td>97.66%</td> <td>98%</td> <td></td> </tr> <tr> <td>Q4 2020/21</td> <td>98.68%</td> <td>98%</td> <td></td> </tr> </tbody> </table>			Value	Target	Status	Q3 2019/20	88.21%	98%		Q4 2019/20	100%	98%		Q1 2020/21	96%	98%		Q2 2020/21	98.96%	98%		Q3 2020/21	97.66%	98%		Q4 2020/21	98.68%	98%	
Quarters	Value	Target (Quarters)	Status																																																										
Q3 2019/20	88.21%	98%																																																											
Q4 2019/20	100%	98%																																																											
Q1 2020/21	96%	98%																																																											
Q2 2020/21	98.96%	98%																																																											
Q3 2020/21	97.66%	98%																																																											
Q4 2020/21	98.68%	98%																																																											
	Value	Target	Status																																																										
Q3 2019/20	88.21%	98%																																																											
Q4 2019/20	100%	98%																																																											
Q1 2020/21	96%	98%																																																											
Q2 2020/21	98.96%	98%																																																											
Q3 2020/21	97.66%	98%																																																											
Q4 2020/21	98.68%	98%																																																											
<b>Managed By</b>	Caitriona McAuley		<b>Assigned To</b>	E&C Building Standards; E&C Protective Services; Scott McKenzie; Craig Wallace																																																									

% of requests for Building Warrants responded to within 15 days				<b>Status</b>																																																									
<b>Short Term Trend Arrow</b>		<b>Long Term Trend Arrow</b>		Gauge Format Type	Aim to Maximise																																																								
<table border="1"> <thead> <tr> <th>Quarters</th> <th>Value</th> <th>Target (Quarters)</th> <th>Status</th> </tr> </thead> <tbody> <tr> <td>Q3 2019/20</td> <td>71.58%</td> <td>95%</td> <td></td> </tr> <tr> <td>Q4 2019/20</td> <td>59.75%</td> <td>95%</td> <td></td> </tr> <tr> <td>Q1 2020/21</td> <td>74.38%</td> <td>95%</td> <td></td> </tr> <tr> <td>Q2 2020/21</td> <td>85.56%</td> <td>95%</td> <td></td> </tr> <tr> <td>Q3 2020/21</td> <td>84.26%</td> <td>95%</td> <td></td> </tr> <tr> <td>Q4 2020/21</td> <td>88.77%</td> <td>95%</td> <td></td> </tr> </tbody> </table>				Quarters	Value	Target (Quarters)	Status	Q3 2019/20	71.58%	95%		Q4 2019/20	59.75%	95%		Q1 2020/21	74.38%	95%		Q2 2020/21	85.56%	95%		Q3 2020/21	84.26%	95%		Q4 2020/21	88.77%	95%		<table border="1"> <thead> <tr> <th></th> <th>Value</th> <th>Target</th> <th>Status</th> </tr> </thead> <tbody> <tr> <td>Q3 2019/20</td> <td>71.58%</td> <td>95%</td> <td></td> </tr> <tr> <td>Q4 2019/20</td> <td>59.75%</td> <td>95%</td> <td></td> </tr> <tr> <td>Q1 2020/21</td> <td>74.38%</td> <td>95%</td> <td></td> </tr> <tr> <td>Q2 2020/21</td> <td>85.56%</td> <td>95%</td> <td></td> </tr> <tr> <td>Q3 2020/21</td> <td>84.26%</td> <td>95%</td> <td></td> </tr> <tr> <td>Q4 2020/21</td> <td>88.77%</td> <td>95%</td> <td></td> </tr> </tbody> </table>			Value	Target	Status	Q3 2019/20	71.58%	95%		Q4 2019/20	59.75%	95%		Q1 2020/21	74.38%	95%		Q2 2020/21	85.56%	95%		Q3 2020/21	84.26%	95%		Q4 2020/21	88.77%	95%	
Quarters	Value	Target (Quarters)	Status																																																										
Q3 2019/20	71.58%	95%																																																											
Q4 2019/20	59.75%	95%																																																											
Q1 2020/21	74.38%	95%																																																											
Q2 2020/21	85.56%	95%																																																											
Q3 2020/21	84.26%	95%																																																											
Q4 2020/21	88.77%	95%																																																											
	Value	Target	Status																																																										
Q3 2019/20	71.58%	95%																																																											
Q4 2019/20	59.75%	95%																																																											
Q1 2020/21	74.38%	95%																																																											
Q2 2020/21	85.56%	95%																																																											
Q3 2020/21	84.26%	95%																																																											
Q4 2020/21	88.77%	95%																																																											
<b>Managed By</b>	Caitriona McAuley		<b>Assigned To</b>	E&C Building Standards; E&C Protective Services; Scott McKenzie; Craig Wallace																																																									