



North Ayrshire Population Projections (2008-Based)

13/05/10
Version 0.2

The 2008-based sub-national projections have been prepared up to 2033 (25 years ahead).

The official population forecasts predict a decline in North Ayrshire's total population from 135,920 in 2008 to 130,072 by 2033 (-4.3%), in contrast to a +7.3% increase in Scotland.

In North Ayrshire the projected population decline is due to more deaths than births (-4.0%) and slight net out-migration (-0.3%) being predicted.

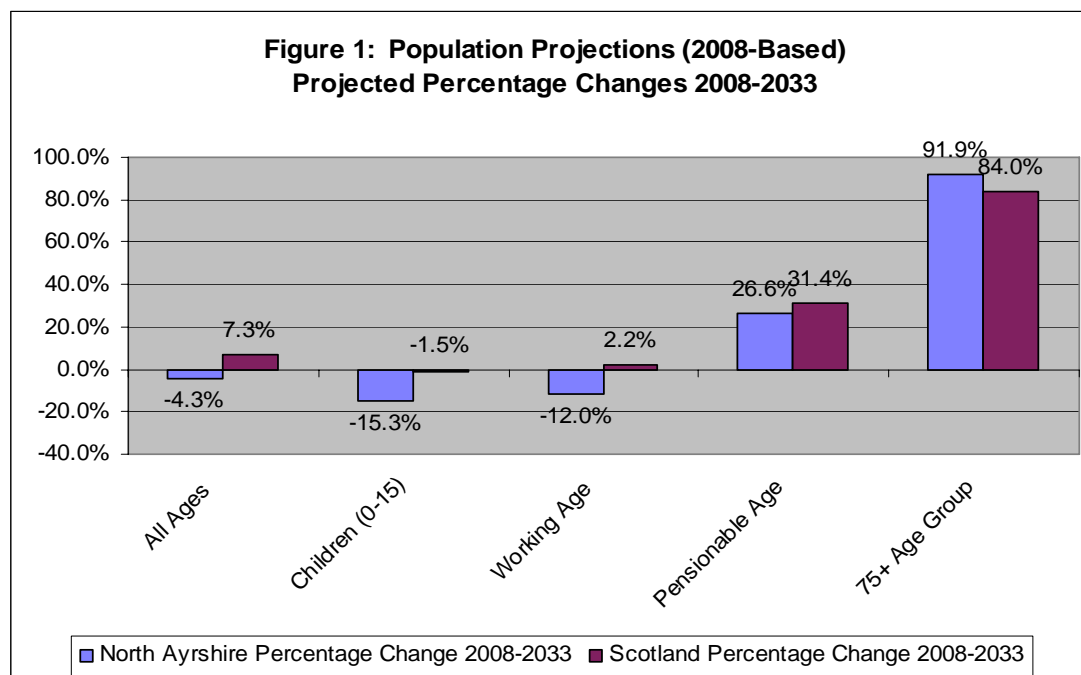
A brief analysis of the 2008-based official population projections for North Ayrshire produced by General Register Office for Scotland (GROS) has been carried out. For analysis purposes, the age groups analysed were: all ages; children under 16; those of working age¹, pensionable age¹ and 75+ age group and a number of key points were discovered.

The **main** changes predicted in the age structure of North Ayrshire's population are:

- Children aged 0-15 is projected to decrease by -15.3% from 24,799 in 2008 to 20,999 by 2033;
- Working age is projected to decrease by -12% from 81,889 in 2008 to 72,076 by 2033;
- Pensionable age is projected to increase by +26.6% from 29,232 in 2008 to 36,997 by 2033;
- 75+ age group is projected to increase by +92% from 10,651 in 2008 to 20,439 by 2033.

The national prediction displays a similar pattern to North Ayrshire in terms of an ageing population (pensionable age predicted to increase by +31.4% and 75+ age group predicted to increase by +84% nationally). However, North Ayrshire is expected to experience a steeper decline in terms of its 0-15 population than the national prediction for this age group of -1.5%. The national working age population shows a different pattern to that of North Ayrshire, with the national working age population expected to increase by +2.2% by 2033 (see Figure 1).

¹ These changes take into account the increases in state pension age which will rise from 60 to 65 for women between 2010 and 2020 and then from 65 to 66 for both men and women between 2024 and 2026.



Source: General Register Office for Scotland, Population Projections (2008-Based)

The decline in North Ayrshire's population is expected to be slow in the short term (2008-2018) at a rate of -0.3%.

The medium term projections (2008-2023) for North Ayrshire show a decline at a rate of -1.1%.

Table 1 summarises how the North Ayrshire projections affect the different age groups over the short, medium and long terms.

Table 1: Projected Percentage Change in North Ayrshire Population (2008-Based) by Broad Age Group

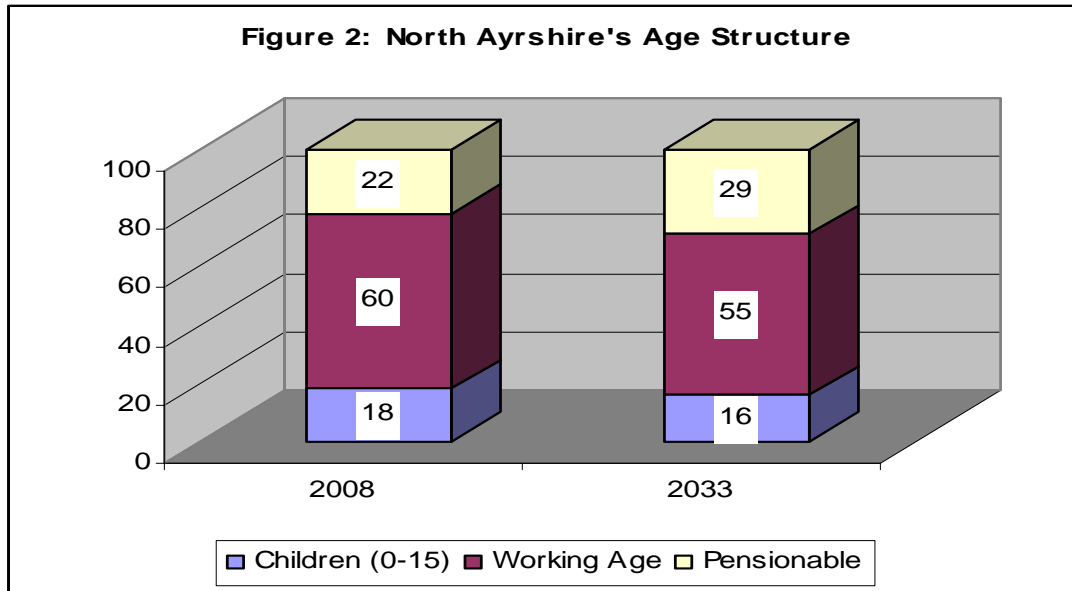
	2013	2018	2023	2028	2033
All Ages	+0.2	-0.3	-1.1	-2.4	-4.3
Children (0-15)	-3.9	-4.3	-6.5	-10.8	-15.3
Working Ages	-0.4	-1.7	-4.7	-6.8	-12.0
Pensionable	+5.3	+7.0	+13.8	+17.2	+26.6
75+	+11.5	+29.1	+55.3	+75.5	+91.9

Source: General Register Office for Scotland, Population Projections (2008-Based)

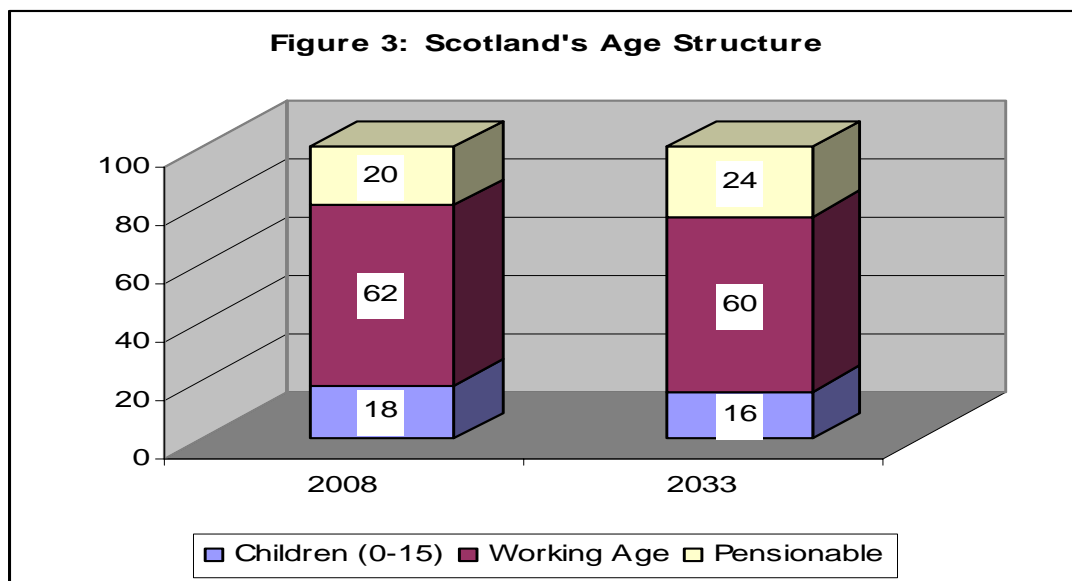
The predicted effects on the population apportionment in North Ayrshire and nationally are summarised in Figures 2 and 3. The biggest change in North Ayrshire's apportionment is expected to occur for the pensionable age group, with the apportionment increasing from 22% in 2008 to 29% in 2033. Apportionments for those under 16 and for those of working age in North Ayrshire are predicted to decrease by -2% and -5% respectively (see Figure 2).

The predicted North Ayrshire apportionment shows that the working age group are expected to make up 55% of North Ayrshire's population by 2033 in contrast to the

national working age group making up 60% of the national population. Similarly, pensioners are expected to make up 29% of North Ayrshire’s population in contrast to 24% at a national level (see Figures 2 & 3).



Source: General Register Office for Scotland, Population Projections (2008-Based)



Source: General Register Office for Scotland, Population Projections (2008-Based)

North Ayrshire Council is of the view that the 2008-based population projection figures for North Ayrshire could be on the low side as a result of net migration assumptions being understated.

The net migration assumptions for North Ayrshire, produced by the General Register Office for Scotland (GROS) in relation to the 2008-based population projections are approximately +100 per annum in the short term (2008 - 2012) reducing to -50 per

annum in the long term (2013-2033). These assumptions are less than North Ayrshire's 5-year net-migration average of +155 (2003-08).

North Ayrshire Council hopes to continue to attract people to the area by promoting the area and, in particular, regenerating the local economy as follows:

- There are no land allocation barriers in place in terms of new house building;
- Irvine Bay Regeneration Company is in place creating positive signs to encourage activity in the area;
- Average house prices across North Ayrshire remain competitive;
- A commitment to ensuring the economy is competitive and well served by its infrastructure.

This report does not provide a full analysis of the official projections. Accordingly, if any further analysis or information is required, please do not hesitate to contact Allison Craig, Research Analyst, Economic Development Service, Perceton House, Irvine, KA11 2DE (Tel: 01294 225158).